



PerformAA™ Auto


Automatic Air Assist Spray Guns

Achieve **performance above all** at high production speeds with spray guns, air caps made for your automated finishing application.



Made to Optimize Your Performance

Designed with feedback from finishing operations, PerformAA Auto comes directly from our factory to yours with high-performance features you'll find in no other automatic air assist spray gun.



PEAK PERFORMANCE

Gun sprays at a maximum fluid pressure of 4,000 psi (pounds per square inch) for peak performance.

Air cap angle indicators

help operators and maintenance technicians set and quickly repeat the exact air cap orientation required for the application. PerformAA Auto is the only automatic air-assisted spray gun on the market with this feature.

Material-specific air caps

produce the finest atomization with the least amount of guesswork.

INTERIOR PASSAGES

recirculate fluid up to the nozzle, eliminating dead spots.

Durable spray tips

provide accurate pattern width.




Quick disconnect air fittings

make transitions easy.

Manifold options

have the same tool center point as legacy Graco automatic air-assisted sprayers. Choices include a rear port manifold for robots or compact spaces.



LIGHTWEIGHT AND DURABLE

stainless steel construction on wetted parts extends service life on reciprocators and robots.



AMERICAN BUILT QUALITY — PerformAA Auto air assist spray guns are designed, manufactured, assembled, and factory-tested in the USA.




Quickly Set and Repeat the Exact Angle with the Graco Gauge

Precise air cap orientation is critical to automatic finishing, especially in flatline applications. But you usually have to “eyeball” the exact angle needed to optimize spray – and reset it every time air caps are cleaned or guns are serviced.

When paint line operators and maintenance technicians told us about that common problem, we responded with the Graco Gauge. The tool was designed to help easily set and quickly replicate PerformAA air cap angle exactly where it needs to be for high performance spraying.

The Graco Gauge is part of kit 26B736. The tool, plus the angle indicators on every PerformAA Auto, are unique in wood and metal finishing. No other automatic air assist sprayer offers those features.



Reverse-A-Clean® (RAC®) tips


perform well spraying a wide variety of coatings. For quick cleaning with minimal downtime, simply turn the reversible tip to the clean position to unclog the tip and spray.

Performance Above All

Made for Your Material and Application

Whether you are finishing industrial components, construction equipment, wood cabinets, or extrusions, there is a PerformAA Auto air cap for you.

Each air cap is geometrically designed for the finest atomization with the least amount of guesswork when spraying a certain material.



Ordering Information

Gun Models and Accessories

Gun Models

Part Number	Description
26B570	General Finishing Gun Includes General Finishing Air Cap, carbide needle/ball and carbide seat. AXP precision spray tip of choice is specified when ordered.
26B571	Lacquer Gun Includes Lacquer Air Cap, carbide needle/ball and carbide seat. AXP precision spray tip of choice is specified when ordered.
26B572	Acid Catalyst Includes General Finishing Air Cap, stainless steel needle/ball and an acetal seat. AXP precision spray tip of choice is specified when ordered.
26B573	Reverse-A-Clean (RAC) Gun Specially designed to handle acid-catalyzed materials. Includes stainless steel needle/ball and an acetal seat. AXP precision spray tip of choice is specified when ordered.
26B574	Thin Materials Includes Thin Materials Air Cap, carbide needle/ball and carbide seat. AXP precision spray tip of choice is specified when ordered.
26B575	Waterborne Gun Includes Waterborne Air Cap, carbide needle/ball and carbide seat. AXP precision spray tip of choice is specified when ordered.
26B576	Quick Dry Gun Includes Quick Dry Air Cap, carbide needle/ball and carbide seat. AXP precision spray tip of choice is specified when ordered.
26B577	High Viscosity Gun Includes High Viscosity Air Cap, carbide needle/ball and carbide seat. AXP precision spray tip of choice is specified when ordered.

Accessories

Part Number	Description
26B736	Graco Gauge Air Cap Alignment Tool Used to quickly reset exact air cap orientation after gun service, etc.
249140	HVLP Verification Kit Use to check air cap air pressure at various air supply air pressures. Do not use for actual spraying.
249598	Unclogging Needle Kit Kit includes picks for unclogging gun tip.
15C161	Ultimate Gun Cleaning Kit Kit includes brushes and tools for gun maintenance.
249424	Acetal Seat Repair Kit Kit includes replacement, acetal seat (pack of 10), and seat nut.
249456	Carbide Seat Repair Kit Kit includes carbide seat, seat nut and seat gasket.
287962	SST Seat Repair Kit Kit includes assembled diffuser with SST seat for use with pigmented acid catalyst material.
253032	Aircap Seal Kit Kit includes pack of 5 seals and 5 o-rings for the aircap assembly.
248936	RAC Acetal Gasket Pack of 5 plastic (acetal) replacement RAC gaskets
287917	RAC Conversion Kit Converts a gun from a standard air cap and AAP spray tip to a RAC air cap and LTX spray tip.

Manifolds

Part Number	Description
288221	Manifold with bottom fluid ports
288217	Manifold with side fluid ports
288224	Manifold with manual fan control with side fluid ports
288160	Rear Port Manifold Rear exit fluid fitting manifold is designed for robotic or compact applications.
288197	Manifold Adapter Plate Allows the manifold to be attached to a variety of bolt patterns.



Made for Your Material and Application

Made to Last

PerformAA spray tips not only work with each air cap to produce the best atomization for your application, they withstand the wear and tear of any finishing application or industry.



AXP fine finish, pre-orifice tips produce a soft spray for high transfer efficiency at low to medium pressures.

AXP Tip Chart

All tips in the AXP selection chart can be used with all PerformAA Auto Guns. Order desired tip (part no. AXPxxx) from the selection chart below.

Orifice Size in (mm)	*Fluid Output, fl oz/min (lpm)		Maximum Pattern Width at 12 in (305 mm)						
	at 600 psi (4.1 MPa, 41 bar)	at 1000 psi (7.0 MPa, 70 bar)	4 to 6 (150)	6 to 8 (200)	8 to 10 (250)	10 to 12 (300)	12 to 14 (350)	14 to 16 (400)	16 to 18 (450)
† 0.009 (0.229)	7.0 (0.2)	9.1 (0.27)	209	309	409	509			
† 0.011 (0.279)	10.0 (0.3)	13.0 (0.4)	211	311	411	511	611		
0.013 (0.330)	13.0 (0.4)	16.9 (0.5)	213	313	413	513	613	713	
0.015 (0.381)	17.0 (0.5)	22.0 (0.7)	215	315	415	515	615	715	815
0.017 (0.432)	22.0 (0.7)	28.5 (0.85)		317	417	517	617	717	817
0.019 (0.483)	28.0 (0.8)	36.3 (1.09)			419	519	619	719	
0.021 (0.533)	35.0 (1.0)	45.4 (1.36)			421	521	621		821

†These tip sizes include a 150 mesh tip filter.




AXF fine finish tips are recommended for high finish quality at low and medium pressures. Their pre-orifice assists in atomizing shear thinning material, such as lacquer.

AXF Tip Chart

Recommended for high finish quality applications at low and medium pressure. AXF tips have a pre-orifice that assists in atomizing shear thinning materials, including lacquers. Order desired tip (part no. AXFxxx).

Orifice Size in (mm)	*Fluid Output, fl oz/min (lpm)		Maximum Pattern Width at 12 in (305 mm)							
	at 600 psi (4.1 MPa, 41 bar)	at 1000 psi (7.0 MPa, 70 bar)	2 to 4 (100)	4 to 6 (150)	6 to 8 (200)	8 to 10 (250)	10 to 12 (300)	12 to 14 (350)	14 to 16 (400)	16 to 18 (450)
0.007 (0.178)	4.0 (0.12)	5.2 (0.15)			306					
0.009 (0.229)	7.0 (0.21)	8.5 (0.25)	108	208	308	408	508	608		
0.011 (0.279)	9.5 (0.28)	12.5 (0.37)		210	310	410	510	610	710	
0.013 (0.330)	12 (0.35)	16 (0.47)		212	312	412	512	612	712	
0.015 (0.381)	16 (0.47)	21 (0.62)			314	414	514	614	714	814
0.017 (0.432)	20 (0.59)	26.5 (0.78)			316	416	516	616	716	
0.019 (0.483)							518			

*Tips are tested in water.



LTX Tip Chart

All tips in the LTX selection chart can be used with Model 26B537 PerformAA Auto RAC gun. Order desired tip (part no LTXxxx) from the selection chart below. The RAC air cap also accommodates fine finish tips (FFTxxx) and wide RAC tips (WRXxxx). Refer to instruction manual 3A8553.

LTX tips feature Reverse-A-Clean (RAC) which enables users to unclog tips quickly.

Orifice Size in (mm)	*Fluid Output, fl oz/min (lpm)	Maximum Pattern Width at 12 in (305 mm)				
	at 2000 psi (14.0 MPa, 140 bar)	4 to 6 (150)	6 to 8 (200)	8 to 10 (250)	10 to 12 (300)	12 to 14 (350)
0.009 (0.229)	11.2 (0.33)	209	309			
0.011 (0.279)	16.6 (0.49)	211	311	411	511	
0.013 (0.330)	23.3 (0.69)	213	313	413	513	
0.015 (0.381)	30.8 (0.91)	215	315	415	515	615
0.017 (0.432)	39.5 (1.17)	217	317	417	517	617
0.019 (0.483)	49.7 (1.47)	219	319	419	519	619
0.021 (0.533)	60.5 (1.79)		321	421	521	621
0.023 (0.584)	72.7 (2.15)			423	523	623
0.025 (0.635)	85.9 (2.54)				525	625
0.027 (0.686)	100.0 (2.96)				527	627
0.029 (0.737)	115.6 (3.42)					629
0.031 (0.787)	131.8 (3.90)				531	631

Technical Specifications

Maximum fluid pressure.....	4000 psi (276 bar, 27.6 MPa)
Maximum working air pressure.....	100 psi (7 bar, 0.7 MPa)
Maximum cylinder air pressure.....	100 psi (7 bar, 0.7 MPa)
Minimum actuating pressure	50 psi (3.5 bar, 0.3 MPa)
Triggering speed.....	60 msec (fully open or closed)
Maximum working fluid temperature	120°F (49°C)
Wetted parts.....	stainless steel, carbide, UHMWPE, acetal, polyethylene, chemically resistant fluor elastomer, PTFE, polyimide
Gun weight.....	1.2 lb (545 g)
Gun and manifold weight	1.7 lb (770 g)
Air inlet	
Atomizing air	3/8 in OD tube
Fan air	3/8 in OD tube
Cylinder air.....	1/4 in OD tube
Fluid inlet	1/4 in npsm
Dimensions (excluding fittings).....	5.3 in L x 3.0 in H x 2.0 in W (135 mm L x 76 mm H x 51 mm W)
Instruction manual	3A8553

All written and visual data contained in this document are based on the latest product information available at the time of publication. Graco reserves the right to make changes at any time without notice.

Call today for product information or to request a demonstration.
877.84GRACO (1-877-844-7226) or visit us at www.graco.com/PerformAA.

